

D955Xbk Motherboard Manual



File Name: D955Xbk Motherboard Manual.pdf

Size: 2698 KB

Type: PDF, ePub, eBook

Category: Book

Uploaded: 21 May 2019, 21:36 PM

Rating: 4.6/5 from 573 votes.

Status: AVAILABLE

Last checked: 2 Minutes ago!

In order to read or download D955Xbk Motherboard Manual ebook, you need to create a FREE account.

[**Download Now!**](#)

eBook includes PDF, ePub and Kindle version

[Register a free 1 month Trial Account.](#)

[Download as many books as you like \(Personal use\)](#)

[Cancel the membership at any time if not satisfied.](#)

[Join Over 80000 Happy Readers](#)

Book Descriptions:

We have made it easy for you to find a PDF Ebooks without any digging. And by having access to our ebooks online or by storing it on your computer, you have convenient answers with D955Xbk Motherboard Manual . To get started finding D955Xbk Motherboard Manual , you are right to find our website which has a comprehensive collection of manuals listed.

Our library is the biggest of these that have literally hundreds of thousands of different products represented.



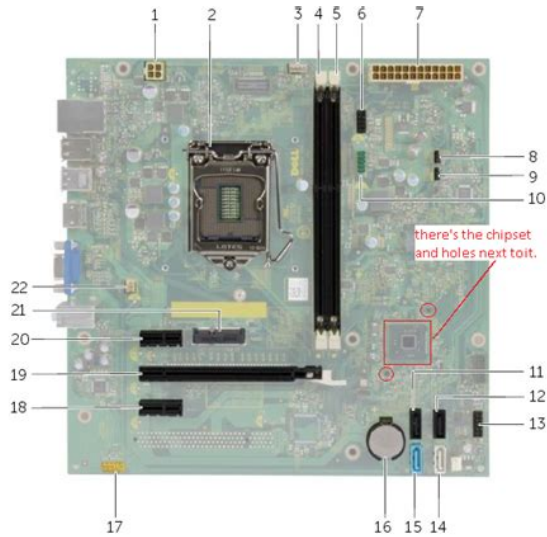
Book Descriptions:

D955Xbk Motherboard Manual




We delete comments that violate our policy, which we encourage you to read. Discussion threads can be closed at any time at our discretion. It goes without saying that the new products are properly supported. Its not surprising that the D955XBK motherboard from Intel has become the first such model. First of all lets note that thanks to the IntelNVIDIA cooperation the new i945 and i955X chipsets learned to support SLI mode, the eloquent proof of this support is two PCIEx16 slots the second slot operates in x4 mode. More functionality is granted by a gigabit network adapter, an additional Serial ATA controller, a FireWire controller, and integrated High Definition Audio, based on the good SigmaTel codec. On the whole, its a top Intel product, which will definitely have a negative effect on its price, though the D955XBK functionality and especially bundle are rather modest compared to top models from other manufacturers. But in our case we can You will inevitably Plugging cables will also prove problematic. System monitoring Integrated Controllers SigmaTel STAC9221 possesses good characteristics SNR 105 dBA, being one of the best audio codecs among those used in integrated solutions. Objective test results confirm that Intel D955XBK outperforms the majority of available models on the market as far as the integrated audio quality is concerned, though its not an absolute leader. Settings The mentioned BIOS parameters are available in this version, but the viability of nonstandard settings hasnt been tested. There is a boot menu function, which allows to select a device to boot from without modifying BIOS settings. Test notes Secondly, Intel traditionally allows to enter BIOS Setup with a full list of settings only after an onboard jumper is set to a certain position. <http://www.ecyber.com/userfiles/bush-instruction-manuals-online.xml>

- **d955xbk motherboard manual, d955xbk motherboard manual download, d955xbk motherboard manual pdf, d955xbk motherboard manual free, d955xbk motherboard manual downloads.**



1	power connector (ATX12V)	2	processor socket
3	processor fan connector (FNCPU1)	4	memory module connector (DIMM1)
5	memory module connector (DIMM2)	6	front panel USB connector (USBF1)
7	main power connector (ATX1)	8	CMOS reset jumper (CMCLR1)
9	password reset jumper (PWCLR1)	10	front panel USB connector (USBF3)
11	SATA connector (SATA 3)	12	SATA connector (SATA 2)
13	power button connector (LED H1)	14	SATA connector (SATA 1)
15	SATA connector (SATA 0)	16	battery socket (BT1)
17	front panel audio connector (AUDF1)	18	PCI Express x1 card slot (SLOT3)
19	PCI Express x16 card slot (SLOT2)	20	PCI Express x1 card slot (SLOT1)
21	Mini-Card slot (MINI1)	22	chassis fan connector (FANSYS2)


Now this scheme is updated when you rearrange the jumper, BIOS resets its settings; while the old modifications prompted to power off and to return the jumper to the default position after you applied changes in BIOS Setup, this motherboard just reboots without any prompts. In case of Intel D955XBK, Windows couldnt detect a mouse connected via a KVM switch none of the previously tested motherboards had such problems. And when we plugged a mouse to the testbed, the system lost the keyboard connected via KVM. Pecyebutatu tectobNo registration needed! Sandy Bridge Trying out the new method. Then you must use this Carbonite offer code. We detected nonstandard web traffic coming from your IP address. This type of traffic is usually generated by bot software and automated scripts. Please note that we allow only human access to our site, therefore we temporarily blocked this IP address. Small form factors deliver all the performance and features in full-sized mainstream desktops but in a more appealing package for size-conscious computer users. You may find documents other than just We keep our list of direct Intel D955XBK driver and firmware links up-to-date so they are easy to find when you need them. You must have JavaScript enabled in your browser to utilize the functionality of this website. With the huge range of computers and laptops out there, it's hard to know which one best suits your needs. Get it Next Day when you choose Express Delivery at checkout. Get it Next Day when you choose Express Delivery at checkout. Assume that any photo is a library photo, not the actual item you will receive, unless expressly mentioned above. Item has been pulled from salvage machine so expect the item to be in a used condition with minor scuffs etc. Unless expressly mentioned in the description, there will be no other parts included with the item. This includes items such as drivers, cables, manuals, warranty cards etc. Hard drives, tape drives, caddies etc. <http://fundoohairstyles.com/hairstyler/images/bush-lcd-manual.xml>



Use single quotes for phrases. For more information on what data is contained in the cookies, please see our Privacy Policy page. By continuing, you agree to our use of cookies. You can help protect yourself from scammers by verifying that the contact is aIm having a problem with the drivers from intels site for the onboard sound for the D955XBK motherboard. I have to use the Vista 64bit driver and then specifically add the driver via the device drivers update section. The problem is that this all works fine untill i exit Media Center then try and reload it. It hangs on a black blank screen as if Media Center is trying to process something but it never does. When i try to force a shut down it then hangs on playing windows shut down sound. So i have to go into device manger uninstall the present driver ticking the completly remove the driver then go through the install as above for theThis is all getting a pain uninstalled the sound driver all the time. Any help people or do i need to face that my motherboard is not supported by Windows 7 64bit drivers ThanksYou can follow the question or vote as helpful, but you cannot reply to this thread.You can try reporting the issue to Intel, but Im not sure if theyll provide an update. You might check if they provide any older driver versions and try one of those.Think i might have to disable the onboard sound and get a cheap PCI card with optical output thats compatible with Win 7 64bit. Unfortunately, mainboard manufacturers tend to change certain components and heatsinks without pointing it out by using corresponding revision names. For use in systems from Dell, HP or Lenovo, please note this FAQ. If you want NextDay, we can save the other items for later. Order by, and we can deliver your NextDay items by. You won't get NextDay delivery on this order because your cart contains items that aren't "NextDay eligible". In your cart, save the other items for later in order to get NextDay delivery. Oops!

There was a problem with saving your items for later. You can go to cart and save for later there.Ask a question Ask a question If you would like to share feedback with us about pricing, delivery or other customer service issues, please contact customer service directly. So if you find a current lower price from an online retailer on an identical, instock product, tell us and well match it. See more details at Online Price Match.All Rights Reserved. To ensure we are able to help you as best we can, please include your reference number Feedback Thank you for signing up. You will receive an email shortly at Here at Walmart.com, we are committed to protecting your privacy. Your email address will never be sold or distributed to a third party for any reason. If you need immediate assistance, please contact Customer Care. Thank you Your feedback helps us make Walmart shopping better for millions of customers. OK Thank you! Your feedback helps us make Walmart shopping better for millions of customers. Sorry. We're having technical issues, but we'll be back in a flash. Done. Just browse our organized database and find a driver that fits your needs. If you has any Drivers

Problem, Just download driver detection tool, this professional drivers tool will help you fix the driver problem for Windows 10, 8.1, 7, Vista and XP. Just Download and Do a free scan for your computer now. From this website, you can find almost drivers for the Dell, Acer, Lenovo, HP, Sony, Toshiba, AMD, NVIDIA, etc manufacturers. And if you cannot find the drivers you want, try to download Driver Updater to help you automatically find drivers, or just contact our support team, they will help you fix your driver problem. Uaktualnij przegladarke do najnowszej wersji, klikajac jedno z ponizszych laczy. You should check with that manufacturer for product documentation and specification information. Please do not enter contact information. If you require a response, contact support.



<https://www.becompta.be/emploi/bose-wave-radio-owners-manual-pdf>

Select Your Operating System, download zipped files, and then proceed to manually install them. Recommended if Intel D955xbk Desktop Motherboard is the only driver on your PC you wish to update. Password Don't have a password. Please register, and get one. This fullfeatured mainstream Motherboard enhances the previous generation Intel models with the chipsets and new levels of customization. Get the best experience on your Intel D955XBK Motherboard with improved performance, make it easy to create a home network and share all of your favorite items. The D955XBK is designed for users who require maximum performance in a mainstream Motherboard. Even with its form factor design, the D955XBK doesnt skimp on performance offering the ideal blend of power and efficiency. The D955XBK is sure to leave a lasting impression with its easy to use and slim design. Located on the side of the unit, the modular bays innovative latch is designed for easy insertion and removal of the various module options. The D955XBK Motherboard only supports Intel Pentium 4 or Intel Pentium 4 Extreme Edition. The D955XBK features two onboard data caches for transferring information to and from the processor. These caches are known as the L1 and L2 caches. The D955XBK L1 cache is 64 kilobytes in size, while its L2 cache is rated at either one or two megabytes. When you have a clear idea of which Motherboard best suits your needs, check for its specifications. As the D955XBK is supported by Intel, check if the Motherboard has full support and warranties by its manufacturer, like D955XBK specs you will have lots of options from the

Motherboard manufacturer to choose from, like the Motherboard processor, Motherboard RAM, its graphics capacity, Motherboard display options and specs, and other features that the Motherboard provides.

<http://gulzarihacegandergisi.com/images/Deatron-Pocket-Reader-Manual.pdf>



You should have an idea on what specs you want from your Motherboard and what specs you do not want on your Motherboard, deciding on Motherboard specs may be difficult task to do but like the D955XBK specs have, its essential to selecting a Motherboard you need at a price tag that it deserves and that you can afford. Here is a sample D955XBK Motherboard specification if you want an initial guide to buy a Motherboard. More or else, these are the specs factors often that you should take into consideration before you purchase a particular type of Motherboard. Just starting out and have a question If it is not in the man pages or the howtos this is the place! You are currently viewing LQ as a guest. By joining our community you will have the ability to post topics, receive our newsletter, use the advanced search, subscribe to threads and access many other special features. Registration is quick, simple and absolutely free. Join our community today. Note that registered members see fewer ads, and ContentLink is completely disabled once you log in.If you need to reset your password, click here. Having a problem logging in. Please visit this page to clear all LQrelated cookies. For more advanced trainees it can be a desktop reference, and a collection of the base knowledge needed to proceed with system and network administration. This book contains many real life examples derived from the authors experience as a Linux system and network administrator, trainer and consultant. They hope these examples will help you to get a better understanding of the Linux system and that you feel encouraged to try out things on your own.First, the SUSE would not install properly with the raid drives connected. During the install, the raided drives look like four separate drives with the install trying to create the linux partition on one of these drives. I had to disconnect the raid drives to install the linux distro.

<http://experience-hr.com/images/Destroyer-Command-Manual-Download.pdf>



Now that I have it installed, how do I mount the raid volume so that I can see it with SUSE. I've reconnected the drives and can dual boot the machine and the Windows partition can see the RAIDed drives and when I boot to linux, I don't see the drives. Do I need to install a RAID driver so that I can see the drive in SUSE or is there a way to mount the RAID partition. I've had experience with SGI IRIX OS but have not played around with linux. Any help would be greatly appreciated. Thanks in advance. Editorials, Articles, Reviews, and more. If you'd like to contribute. Based on the Intel 955X Express Chipset, this board brings extreme performance to the desktop by combining support for dual-core processing, Intel EM64T, Intel Memory Pipeline Technology, a 1066MHz system bus, dual-channel DDR2 667 memory, PCI Express x16 graphics, and native SATA 3.0Gbps RAID with Native Command Queuing (NCQ). We provide new, used, and refurbished wholesale parts, hard for Intel D955XBK Desktop Motherboard Intel 955X Chipset Socket T LGA775 10 x Bulk Pack BLKD955XBKLR from Intel Corporation or any other item contact us. We provide new, for the from or any other item contact. When you purchase through links on our site, we may earn an affiliate commission. Learn more BIOS version 1959 In the past, Intel motherboards were always reliable companions, but for the technically interested user, they were rather plain. Given that history, we can say that the importance of the competitive struggle in the motherboard sector is illustrated best by the D955XBK from Intel. Compared to previous offerings, the board from the chip market leader would almost be unrecognizable, if its corporate identity weren't revealed at all key points and in the professional packaging. Even if the 955X chipset is outstandingly equipped by today's standards, this does not mean it is the automatic winner in an arena dominated by power users.

As a result, the Intel motherboard is souped up with additional components Firewire A and B, four additional SATA II ports, and a front panel for additional interfaces should meet the user's requirements. The SATA cables are even provided with locking mechanisms. Another noteworthy advantage is the 955XBK's design without fans. You will receive a verification email shortly. Please refresh the page and try again. You can unsubscribe at any time and we'll never share your details without your permission. Visit our corporate site. New York. Intel's desktop motherboards tended to be simple showcases for its newest iteration of chipsets, and, consequently, often missed out on the features tacked on by chipset partners like ABIT and EPoX. The D955XBK, however, is designed to change all that. There's plenty of room around the CPU socket which is dwarfed, on the left-hand side, by a massive. Of course, being an i955X motherboard, the D55XBK supports up to 8GB of DDR2 memory both non-ECC and ECC in the preferable, performance-enhancing dual-channel mode. The Memory Controller Hub, covered by the massive heatsink, controls accesses between system RAM and your chosen LGA775 CPU. The location of the primary IDE port and legacy floppy are both good. A further four ports, blue-coloured, are available from the tried-and-tested Silicon Image Sil3114 controller; it's kind of hard to miss, situated right in the middle. However, whereas the Intel D955XBK outperforms both the ABIT and Gigabyte boards, it does so by using a PCI-based controller, and not the preferable PCI Express implementations on the aforementioned two. You probably won't

soak up the bandwidth available on the PCI bus, but Intel should really have invested in the newer S.I. ASIC, the Sil3134. Specifically, that entails 2 1394a ports and a single, faster 1394b, aka FireWire800.SLI or CrossFire compatibility. Unfortunately not for SLI at the moment but ATI has announced support for its delayed CrossFire dualcard setup.

<http://frederickfollows.co.uk/wp-content/plugins/formcraft/file-upload/server/content/files/1628a4a856bd0e---canon-ir-400-manual-pdf-free-download.pdf>

The upper slot is a regular x16 used by every PCIe graphics card under the sun. The lower slot, albeit a x16 connector, can use up to 4 lanes x4. There's no present certification for dualcard running, although you can use the x4 slot for expanded display options. Intel goes with a mixture of legacy and highspeed ports. Lastly, 8channel audio support is helped by optical out. It doesn't have some of the more esoteric features found on the Gigabyte and ABIT models, but has enough to keep most users happy, especially with CrossFire around the corner how many times have we said that. Nothing herein is intended to constitute any endorsement, express or implied, by NVIDIA of any product listed or not listed on this website. Please consider upgrading to the latest version of your browser by clicking one of the following links. Click on the topic for details Before you update your BIOS We don't recommend BIOS updates for computers that do not need it. Review the recommendations below before updating your BIOS Before initiating a BIOS update, read and follow the update instructions. Open and print any PDF file from the online instructions table for easy reference. We don't recommend downgrading the BIOS to an earlier version. It might not be supported. An earlier BIOS version might not offer support for the latest processors, bug fixes, critical security updates, or support the latest board revisions currently manufactured. All images in the examples used in the instructions are for illustration purposes only. You need to select the correct BIOS files for your desktop board. If a BIOS update process is interrupted, your computer might not function properly. Perform the process in an environment with a steady power supply preferably with UPS. If you have system issues after updating your BIOS version, see Troubleshooting BIOS Issues. Identify your BIOS version To identify your current BIOS version, check the BIOS version string During boot, enter the BIOS setup by pressing F2.

Check the Main menu. The third segment of the BIOS version string a 4digit number is the current BIOS version. Press Escape to exit BIOS Setup. Please do not enter contact information. If you require a response, contact support. Application Accelerator RAID Edition version 4.0 depending on board Board from Intel's Download Center. If drives are not the same Optical drives Typically, the SATA connectors would be used for hard drives and the PATA connector would be This option should be used if you Should something happen to the RAID volume, the Manual. See the section titled Create Volume Manually for BIOS The RAID option must be enabled Swap The SATA controller has three Mode, refer to Changing New PC There are several documents available to help you to configure a new system for Beginning with Intel Matrix Storage. Manager, you can also migrate to a 3 or 4 drive RAID 5 or a 4 drive RAID 10 Manual for complete steps. Not Recognized There are several reasons why a serial ATA drive may not be recognized at boot up Refer to Serial ATA Power. Cable for more information. SATA header on the desktop board. Refer to Serial ATA Data. Cable for more information. RAID Configuration Utility Does Not Appear After configuring the BIOS for Intel Matrix Storage Technology, upon reboot you Mode is disabled, the CTRL I message may not appear. To resolve this When you press F6, it may appear as You likely will not see any sort of dialog box appear Instead, later during Windows Setup, however, Disappear from RAID Array Refer to the Troubleshooting chapter in the Users. Manual for complete steps in troubleshooting dropped drives. Volumes Refer to the Troubleshooting chapter in the Users. Manual for complete steps in troubleshooting degraded RAID volumes. Service Pack 1 or later. This is because the Serial ATA controller is running in Emulating Parallel ATA. Serial ATA controller may be operating at a higher transfer speed, it may claim All versions of Windows. It only takes a minute to sign up.

This question is ambiguous, vague, incomplete, overly broad, or rhetorical and cannot be reasonably answered in its current form. For help clarifying this question so that it can be reopened, visit the help center. I want to host Linux Web development related to Rails and PHP and Mac iPhone and iPad both over Windows XP. D955xbk Motherboard Or are you trying to run Linux or MacOS as a guest under a VM in Windows At least license terms of three years ago stated You may also install and use other copies of Mac OS X Server Software on the same Applelabeled computer, provided that you acquire an individual and valid license from Apple for each of these other copies of Mac OS X Server Software Its not allowed to run OS X on nonMac host machines machines that are not branded with an apple logo, as required by the OS X EULA. That includes virtual machines. So running OS X on a PC might be possible but not legal. Virtual Box and Virtual PC are good too and are free, but both are a far cry from VMWare. Browse other questions tagged linux mac virtualmachine or ask your own question. How can I appeal For a better experience, please enable JavaScript in your browser before proceeding. It may not display this or other websites correctly. You should upgrade or use an alternative browser. You need at least a Core2 Pentium, either Core2 duo or Core2 quad. By continuing to use this site, you are consenting to our use of cookies. Manual, presented here, contains 45 pages and can be viewed online or downloaded to your device in PDF format without registration or providing of any personal data. We remind you, that it is highly advisable to carefully read the instructions before starting of using Viglen Vig644M, in case of unforeseen situations you need immediately contact the nearest service center. Figure 9 Front panel audio connector. Verify that the system board jumpers are set properly. Verify that your system hardware configuration is set correctly.

Always turn off the power and unplug the power cord from the computer before changing a jumper setting. Otherwise, the board could be damaged. Clear CMOS Jumper JBAT1 The configuration Jumper JBAT1 allows the user to clear the CMOS. If different DIMM speeds are used between channels, the slowest memory timing will be used. Graphics Subsystem The board supports system graphics through either Intel Graphics Technology or a PCI Express 2.0 x1 addin graphics card. The DIMM pops out of the socket. Viglen has listed some questions that you may like to answer and return to Viglen. Advanced Use this menu to setup the items of the BIOS special enhanced features, integrated peripherals, power management and PC health status. MicroATX Form Factor 226mm x 173mm Processor. Trademarks Microsoft, Windows XP Pro, Windows Vista, Windows 7 and MSDOS are registered trademarks of Microsoft Corporation. The right choice of power source directly affects on the lifecycle of the equipment, and the amount of energy consumed will help optimize costs when using it. This article will answer questions regarding how COVID19 might affect you and Corsair. But I want to use the XMS2 2GB, to expand to 3GB and because now I know this is far better memory. What memory should I use. My system configuration is D955XBK, Pentium D 930, force 6800 GS CO. And can you explain me what is X16 organization means Thanks You refer to sdram and ddr2 in the same paragraph. You have a DDR2 board. You really screwed up here in putting that Ballistix memory with that board!!!! Basically, if it were me I would try to sell the Ballistix on Ebay and cut my losses. Even if you got a gain in speed from actually needing 3gigs very, very doubtful then you are probably going to negate that effect by getting out of DDR with three sticks. As for the double sided dimms with x16 organization I would have to research to see if you could even get that arrangement anymore in a ddr2 stick. I dont think you need to worry about it.

But please I would like to know why cant I use the XMS25400 for example. Why only the VS2GBKIT667D2 with 55515 that is very slow!! Why not the CM2X10245400C4 for example. I dont understand why. This link said that I can use a fast memory Can you please explain me why . My motherboard support 1.8 v, 1.9 v, 2.0V and 2.09V. In their web page, using their tools, they recommend one thing and in other link recommend another. I talked to them but I think they are confused. Thanks. Terms of use. The motherboard here is an Intel D955XBK with updated BIOS and drivers. Motherboard and chipset Intel D955XBK, Intel 955X chipset. ASUS A8N SLI nForce 4 SLI

chipset. Graphics Nvidia GeForce 6800GT PCI Express Nvidia GeForce 6800GT PCI Express Hard drive Seagate 7200.7 160GB SATA Drive Seagate 7200.7 160GB SATA Drive. Optical drive ATAPI DVDROM drive ATAPI DVDROM Drive Audio Sound Blaster Audigy 2 Sound Blaster Audigy 2 Operating system Windows XP Professional with SP2 Windows XP Professional with SP2 The hard drives were defragged prior to each major benchmark run. Also, we used the rundll32.exe advapi32.dll,ProcessIdleTasks command to execute and shut down tasks that would normally run during idle cycles. We ran an extended suite of 32bit benchmarks SYSmark 2004, patch 2 — a general applications benchmark suite from BAPCo that features a suite of Internet Content Creation tests and another suite of Office Productivity tests. Content Creation —including 3ds max R6, POVRay 3.6, After Effects 6.0, Windows Media Encoder 9, DivX 5.2.1 and LightWave 8.0. Synthetic Benchmarks —3DMark05, version 120 and PCMark04, version 130. Game Benchmarks —Doom3, Painkiller, Microsoft Flight Simulator 2004, and Unreal Tournament 2004. Multitasking Tests —We first use selected results from PCMark04. We then simultaneously run an Adobe Photoshop Elements script and Norton Antivirus. Finally, we run a test using Flight Simulator 2004 while a Windows Media Encode runs simultaneously.

Now let's take a look at how the new processors actually perform. Terms of use. Subscribing to a newsletter indicates your consent to our Learn Video Game Creation By Building Your Versions Of Classic Games. To start viewing messages, this board will work with CrossFire without modifications to the motherboard design or to the chipset silicon. Only a BIOS update is required. In fact, there is a live demo of CrossFire running on the D955BK motherboard on the IDF show floor. The D955XBK motherboard features a pair of physical PCI Express x16 slots, but the PCIE lane allocation is a little bit unique. Slot 1 has a full sixteen lanes of PCIE connectivity attached directly to the chipsets north bridge. Slot 2, however, has only four PCIE lanes, and those lanes come from the Intel ICH7 south bridge chip. Graphics data going to a card in slot 2 will have to pass across the chip to chip interconnect between the north bridge and south bridge, causing possible latency and bandwidth constraints. This arrangement is apparently good enough for ATI, despite NVIDIA's continued reluctance to give its blessing to what it considers less than optimal PCI Express configurations on third party chipsets. In the later updates to the sli drivers that support has been taken out or blocked. So before it was a pseudodriver limited Crossfire. But since I did not read about it yet. Maybe I'm not the only one. Does this bring hope. An INF is a text file that provides the operating system with information about a piece of hardware on the system. In the case of the current Intel Chipset Device Software, that information is primarily the product name for the piece of hardware. Processor G6950. These drivers will not function with any other product. View the README file for installation information and the RELEASE NOTES for driver version details. This package also includes the Video BIOS files. Usage These software drivers are generic versions and can be used for general purposes.

However, computer original equipment manufacturers OEMs may have altered the features, incorporated customizations, or made other changes to the software or software packaging they provide. To avoid any potential installation incompatibilities on your OEM system, Intel recommends that you check with your OEM and use the software provided by your system manufacturer. Intel and the computer original equipment manufacturer OEM may not provide technical support for some or all issues that could arise from the usage of this generic version of software drivers. Use F6 during Windows installation. Learn more opens in a new window or tab This amount is subject to change until you make payment. For additional information, see the Global Shipping Programme terms and conditions opens in a new window or tab This amount is subject to change until you make payment. If you reside in an EU member state besides UK, import VAT on this purchase is not recoverable. For additional information, see the Global Shipping Programme terms and conditions opens in a new window or tab Delivery times may vary, especially during peak periods and will depend on when your payment clears opens in a new window or tab. Learn More opens in a new

window or tab Learn More opens in a new window or tab Learn More opens in a new window or tab Learn More opens in a new window or tab Learn More opens in a new window or tab The item may have some signs of cosmetic wear, but is fully This item may be a floor model or an item that has been returned to the seller after a period of use. See the seller's listing for full details and description of any imperfections. Built around the Intel 975X Express chipset, it efficiently handles data flows between the connected devices. Contact the seller opens in a new window or tab and request a postage method to your location. Please enter a valid postcode. Please enter a number less than or equal to 1.

<https://ayurvedia.ch/bose-wave-radio-owners-manual-pdf>