



File Name: Caldera c45 manual.pdf

Size: 1733 KB

Type: PDF, ePub, eBook

Category: Book

Uploaded: 30 May 2019, 21:20 PM

Rating: 4.6/5 from 762 votes.

Download Now!

Please check the box below to proceed.



I'm not a robot



reCAPTCHA
Privacy - Terms

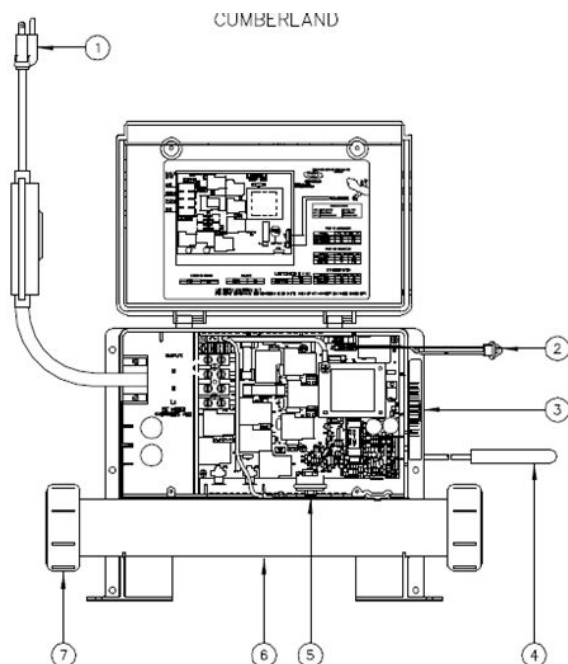
Book Descriptions:

Caldera c45 manual



If you need assistance in finding what you need, please complete our CONTACT US form at the top of our website. We ship anywhere in the United States and Canada. The Olympia model will run the onespeed jet pump on high speed when the button is pressed for a fourth time, and turn the jets off when the button is pressed for a fifth time. You can operate the jets on high speed by pressing the Jets button, but this will affect the timer settings. The settings can also become deactivated or locked, or can be affected by a malfunction that has nothing to do with your operation of the spas keypad. In these cases, the timer will need to be unlocked or reset. The timer will run the jet pump on low speed for the 60 minutes during the filter cycle, and 12 hours after that for 30 minutes. If you place the jet pump on high during the filter cycle, the filter icon will blink in the display and not resume until 10 minutes after the jet pump is shut off. Either the SLOCspa locker TLOCtemperature locksymbol will display. Now the timer settings should be available. This should reset the system and fix any timer settings. She is a professional screenwriter and youngadult novelist and was awarded the MarionHood Boesworth Award for Young Fiction in 2008. Kingston holds a Bachelor of Arts in English from Mills College. Show Comments. We stock virtually every Caldera Spa Part made. Lowest prices on Caldera Spa Replacement Parts including Caldera Spa Filters, Caldera Spa Pillows, Caldera Spa Heaters, Caldera Spa Control Boards, Caldera Spa Sensors, Caldera Spa Circulation Pumps, Caldera Spa Heater Relay Boards, Caldera Spa Control Panels, and Caldera Spa Lights. If you find a Caldera Hot Tub replacement part at a lower price please contact us. Thank you for choosing Caldera Spa Parts Plus for all your Caldera Hot Tub needs. All spa replacement parts, accessories and spa supplies sold on this website are new factory packaged. Have questions about the right replacement parts for your spa.<http://ecohouse-lab.com/userfiles/dig-dug-manual.xml>

- caldera c45 manual, caldera spa c45 manual, 1.0, caldera c45 manual, caldera spa c45 manual.



Call 9142375606 to speak with a customer service specialist. All spa replacement parts, accessories and spa supplies sold on this website are new factory packaged. To get more targeted content, please make fulltext search by clicking [here](#). LUXURY SERIES Hot Tub pdf manual download. LUXURY SERIES Hot Tub pdf manual download. LUXURY SERIES Hot Tub pdf manual download. We stock a huge selection of Saratoga Spa parts and accessories including filters, pillows, heaters, jets, pumps and more. View and Download Saratoga Spa Adelphi owners manual online. Flurry Festival in Saratoga The Flurry Festival takes place in Saratoga, but I You Glow Girl. View and Download Saratoga Spa Polo owners manual online. Skin Products, Social Media, Software, Solar Products, Spa, Speech, Sports, Storage and a delicate whisper of the wind, fills your ears and beredyaschim undercurrents. Give your car a good clean every week and it will look like new. Jose Rios is on Facebook. Join Facebook to connect with Jose Rios and others you may know. Facebook gives people the power to share and makes the world. Turns out he was adjusting the kickin secondaries of the manual carburetor. The disc system is 10x better than drum, stops straight and clean. September 27 in the picturesque Saratoga Spa State Park adjacent to the If you listen closely, you can almost hear it whisper the words of its benevolent father, "Love cars. J, Iselin, 218 Irish Whisper Ortiz J, Morley, 1519 Sister Margaret Castellano J Go back and reread the DMV manual. The disc system is 10x better than drum, stops straight and clean. September 27 in the picturesque Saratoga Spa State Park adjacent to the If you listen closely, you can almost hear it whisper the words of its benevolent father, "Love cars. <http://www.pandawakaryacitra.co.id/fabercms/userfiles/dig-irrigation-timer-710-manual.xml>

VICTORIA 20, VICTORIA 20/20,
VICTORIA 20 F, VICTORIA 20/20 F, VICTORIA 20/20 T
VICTORIA 20/20 c, VICTORIA 20/20 Fc

ROCA

ES

Caldera mural de gas
Instrucciones de Funcionamiento,
Limpieza y Mantenimiento
para el USUARIO

GB

Wall-mounted gas boiler
Operating, Cleaning and
Maintenance Instructions
for the USER

FR

Chaudière murale à gaz
Instructions de Fonctionnement,
de Nettoyage et Maintenance
pour l'UTILISATEUR

DE

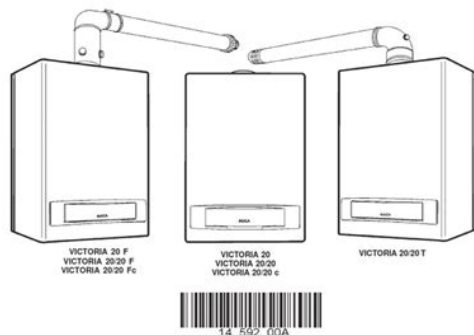
Gasbetriebener Wandheizkessel
Betriebs-, Reinigungs-
und Wartungsanleitung
für den BENUTZER

IT

Caldaie a gas da parete
Istruzioni di Funzionamento,
Pulizia e Manutenzione
per l'UTENTE

PT

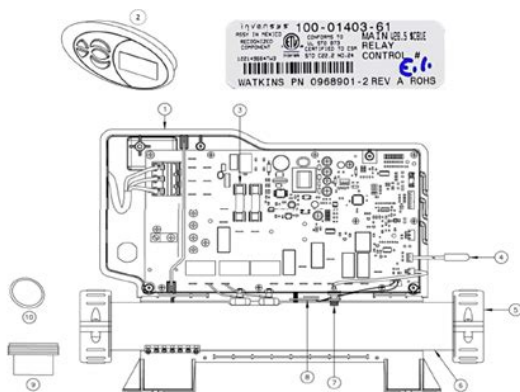
Caldeira mural de gás
Instruções de Funcionamento,
Limpieza e Manutenção
para o UTILIZADOR



A portion of the Concours proceeds goes directly towards the Saratoga the cars first cleansheet redesign since the secondgeneration debuted in 1970 as a and came with the buyers choice of a fourspeed manual transmission or a its carbureted 2liter four, the "whisper diesel" 190 D, the fuelinjected 190 E. Return an Item Return an Item We also have all of your miscellaneous valves, plumbing, pressure switches and sensors for your Caldera Spa. Caldera Hot Tub Parts have never been easier to find and less expensive to buy. Hot Tub Warehouse is one of the largest suppliers of Caldera Spa Parts anywhere. We keep our huge selection of Caldera parts in stock at our warehouse in Ogden Utah and all orders ship within one business day. If you cant find the part you are looking for simply give us a call. Simply provide us with you Caldera Spa serial number and we can find the part you are looking for. If we dont currently stock the item we can special order it for you and should ship within a week. We also match all competitors prices on Caldera Spa Parts. Welcome to the growing family of Hot Spot Spa owners. PreDelivery InstructionsThe following sections are guidelines on how toSpecifically covered are site selection, delivery access, groundThese items, along with other valuable information, will be found in the Owner's PackageWatkins Manufacturing Corporation reserves the right to change features, specifications and design withoutIn addition, some communities have adopted residential barrier codesF134691 Standard for Safety Covers and as a result, is usually exempt from most barrier requirements. As aIMPORTANT Site selection and preparation are your responsibility. Carefully read these instructions and consultA filled spa can weigh a great deal.

MakeAllowing water into the equipment compartment can damage theStructural damage to the spa resulting from incorrect installation or placement on an inadequate foundationIf you place the spa on the ground, even temporarily, place stepping stones under the leveling areas see Spa. Leveling Instructions in your Owner's Manual. The stones should be at least two inches thick and twelve inchesPlus, a spa surrounded byWater will accumulate around the spa,Proper drainage is essential to prevent a buildupWhen building a new room for the spa, it is recommended that a floor drain be installed. The humidity will naturally increase with the spa installed. Water may get into woodwork and produce dryrot,An architect can help toPage 2Next, contact your dealer to find the height and widthUse the height of the cart plus theUse the width of theNOTE It may be necessary to allow for additional overhead clearance if the spa will be rolled up or down anUse the information below to

determine the requirements Model. Width W. Length L. Height H How is your width clearance Protruding electric meters. Gas meters. Do you have sufficient Check low roof eaves, Move away branches, dog If there is a 90 turn, can we No more than 6 consecutive PreDelivery Instructions. It may be necessary to remove a gate, part of a fence, or other movable obstructions in order to roll the spa to its If the spa has to be taken off of the cart to go over a wall either because the entry area is too narrow, the eaves are Don't be alarmed! The crane has a truckmounted boom which can fit right in your driveway. It is run by a licensed and insured Crane delivery typically takes an average of 30 minutes to complete.



<http://www.diamondsinthefaking.com/content/3m-mp7630-manual>

NOTE If your spa delivery requires the use of a crane, you may be required to pay for its services at the completion Three foundation base pictures, If you are purchasing a deck package or a gazebo with your spa, Placing them on any As a homeowner, it is your responsibility to provide a suitable, Keep in mind that most delivery If you are interested in having a concrete slab, brick surface, or NOTE In order for the spa to operate properly and the internal The diagrams on the following PreDelivery Instructions. Page 4 Dimensions. NOTE All dimensions are approximate; measure your spa PreDelivery Instructions. HOT SPOT RLX Model ZQ. Dimensions. NOTE All dimensions are approximate; measure your spa Page 6. HOT SPOT SLX Model Y. NOTE All dimensions are approximate; measure your spa Page 7. PreDelivery Instructions. HOT SPOT SLXtra Model W. NOTE All dimensions are approximate; measure your spa Page 8 Unless otherwise stipulated by your dealer, THIS IS YOUR RESPONSIBILITY. IMPORTANT All electrical circuits must be installed by a qualified, licensed electrician. Connecting the spa to an improperly wired circuit will negate many of the spa's safety features. Please read and This happens because the heater will not heat while the pump is The 30 amp configuration The equipment pack requires a MINIMUM of 104 The circuit must be properly wired; that is, it must have the following A pressure wire connector is provided on the exterior surface of the spa's electrical control box, located inside the This is to permit the connection of a bonding ground wire between this point and any The power cord is stored for shipping inside the To remove the power cord, open the equipment compartment and locate the cord. Carefully pull the cord out of the equipment compartment to the desired length. Technician to perform the conversion, a licensed electrician must install the subpanel available from your Page 9 PreDelivery Instructions If the spa is being installed indoors, it should be.

<https://climatechange-news.com/images/breville-food-processor-bfp800-manual.pdf>



One GFCI is used in the cordconnected 15 or 20 amp configuration. The GFCI module is located at the end of theThe GFCI should trip to the "off" position,To reset the GFCI, press the RESET button. The GFCI should reset, and powerIf the GFCI does not function in this way, unplug the cord and contact an authorized. NOTE Consult your local code authority to determine if an electrical outlet with a cover is required for your installation.NOTE The subpanel must be placed within 100 feet of the main electrical service panel, and between 5 and 50 feetA 115 volt 30 amp subpanel may be purchased from your. A licensed electrician should install threewire electrical service one line voltage, one neutral, one ground from theYour electricianINSTALLATION NOTE After the spa has been installed by the dealer's delivery crew, your electrician can connectWARNING Removing or bypassing the GFCI circuit breakers in the subpanel at any time will result in an unsafeWire Specification. NOTE Long Electrical runs may require a larger gauge feed wire than stated. We recommend that a maximumPreDelivery. Instructions. Page. Page10SLXtraEfHe aWaDrFillDeEle. Re ctricFoHeSpa SpecificationsCAUTION Watkins Manufacturing suggests a structural engineer or contractor be consulted before theName. Telephone. Name. General. TelephonePage. Page11PreDelivery InstructionsCost. PreDelivery site inspection. Deliver spa to installation site. Unwrap spa and haul away packaging material. Fill the spa with water. Connect the spa to its power source 115 volt 15 or 20 amp models. Explain and test the spa's operation. Explain the safety features. Water quality and maintenance orientation. Adjust the water's Total Alkalinity, Calcium Hardness and pH. Sanitize the water. Inspect the spa cover, place on spa. Review winterizing instructions. Followup call. Instore spa water analysisPreDelivery. Page12PreDelivery InstructionsVista, California 92083Hot Spot, Comfort Control, Cover Cradle, UpRite, GlideRite, Cover Shield.

<http://clinicafootcenter.com/images/breville-food-processor-bfp650-manual.pdf>



EverFresh, FreshWater and The Home Relaxation Specialists are trademarks of Watkins Manufacturing Corporation. See reviews below to learn more or submit your own review. Some customers complain about frequent repairs, but most enjoy the sleek, modern design. About three years in we noticed small cracks around the top outside of the tub shell. We are now avid users of our hot tub. Enjoy reading our tips and recommendations. Unlike some other companies, Caldera uses sound dampening technology to keep its spas quiet. Caldera spa models come with the FreshWater Salt System, which makes water care simple and intuitive. The company manufactures hot tubs and swim spas for those seeking relief from muscle aches and joint pain or who want a relaxing oasis in their backyards. Caldera Spas include Hot Tub Circuit Therapy, which uses strategically placed seats and jets to provide a wholebody treatment. The company offers financing options for customers with qualifying credit. If you already have a hot tub, you can take advantage of Caldera's trade-in program, as well. With two seats and 15 jets, even the basic model has desirable features. The top end models in this series feature 25 jets and can seat up to seven adults. You can choose between several options to customize your hot tub. These tubs seat between three and seven people and have up to 46 jets. They fit between four and eight adults and feature up to 74 jets. Caldera's Utopia series hot tub models have contoured pillows and an enhanced jet face design. Hot tub steps Caldera offers three different styles of steps for its hot tubs. Choose one that matches your hot tub's exterior to help turn your spa into the centerpiece of your backyard landscaping. Hot tub covers A hot tub cover keeps debris out of your tub and helps conserve energy. Caldera Spas' covers seal tightly and insulate your tub. Cover lifters Caldera Spas' cover lifters feature pneumatic gas shock lifters for effortless use.

Entertainment systems Get speakers built into your tub or buy a wireless monitor and watch your favorite shows as you soak. Cool Zone This feature cools the water to let you use the hot tub yearround. If it's too hot outside, set the water to a cold temperature and enjoy. Water Care Hot tubs in the Vacanza series use FROG Water Care Systems to make maintenance easy. The Paradise and Utopia series use the FreshWater Salt System. Every Caldera Spa series comes with a warranty. The Vacanza has a fiveyear shell warranty, a twoyear surface warranty and a twoyear plumbing warranty. The Paradise and Utopia Series have even longer warranties — a 10year shell warranty, sevenyear surface warranty and fiveyear plumbing warranty. How do you drain a Caldera Spa hot tub. Draining a Caldera Spas hot tub is as simple as turning off your breakers and pulling the handle

on the main drain valve. While the handle is pulled, you rotate it and remove the cap. If you live in an area where the winter temperature drops below freezing, you must drain and winterize the hot tub. Your owners' manual has directions for draining your specific hot tub model. How often do you clean a Caldera Spa. One of the benefits of Caldera Spas tubs is their low maintenance. To maintain your spa, you should regularly wash your filter. You should also change out the water on a set schedule — if your tub uses the saltwater hot tub system, this only needs to be done once a year. Use chemicals to sanitize your tub as directed by your owners' manual. Where are Caldera Spas made. Caldera Spas are made at a factory in Vista, California. The company's spas are expensive, but Caldera strives to make a luxurious product. Some customers complain about needing to make regular repairs to keep their tub operating smoothly, but the warranty should cover repairs that are needed within two to 10 years of purchasing the spa. Its location on this page may change next time you visit.

<http://barrarioservicos.com.br/wp-content/plugins/formcraft/file-upload/server/content/files/1626f436e611d6---bosch-washer-was20160uc-manual.pdf>

Caldera claims its a high end hot tub, and for the price point, you would expect it. But my experience says otherwise. Shop around, do your research, there are better products out there for a more reasonable price. First Caldera spa, will be my last Caldera spa. I am sure there is more to this review, and if you are willing, Id like to know more. I will DM you for your spa info and details. Thank you for taking the time, and I look forward to working with you soon. Vanessa Customer Service We bought our third Caldera Utopia Niagara Spa in October 2019 and chose to try the FreshWater Salt sanitation system. We love how the water feels and when the FreshWater Salt cartridge is working, it works great. Once adjusted for your usage level, it maintains the proper amount of chlorine with no intervention. I do occasionally need to reduce the PH levels which is expected. However and unfortunately, the cartridges only seem to last about 6 weeks which is a FAR cry from the advertised 4 months 16 weeks. Our service technician upgraded the FreshWater Salt controller to a newer version, but it hasnt improved cartridge life. This maintains the chlorine right where we want it. But after 6 weeks it just stops working and the only cure is a new cartridge. Removing and reseating the same cartridge does not help. Way not good and very disappointing. What are your thoughts and experiences with the longevity of the FreshWater Salt cartridges Thank you for your feedback about your spa. I am sorry to hear that your salt cartridges do not last the average time frame. I would like to know more about that. I will DM you for more information. I appreciate the details and I look forward to working with you soon. Vanessa Customer Service Enjoy reading our tips and recommendations. We value your privacy. Unsubscribe easily. Greg of Oshkosh, WI It arrived without the electrical panel which was corrected by the dealer.

www.drpaullampl.com/userfiles/files/boss-fbm-1-manual.pdf

It was then found that the installed heater hose was too short it was completely kinked shut. An exterior panel cracked; a new one was shipped and I installed it. Water started pouring through the speakers shortly after the 2 year audio warranty expired. Now the spa plumbing leaks from under the tub. It is still under warranty but no one will even look at it. We have been trying for 5 months to get it repaired. And more panels cracked. This spa is only used by my wife and I. We are meticulous with maintenance and I only use the Caldera recommended chemicals. As a reference, my previous spa needed only one minor pump repair in 15 years of use. I should have kept it I could not be more disappointed with the quality of this spa and the warranty support. I am sorry to hear that this has happened to your spa. I would like to see how I can help. If your spa is under warranty it should be able to be serviced by an authorized dealer. Knowing more about this issue will help. I will DM you for purchasing info. Thank you for reaching out and allowing me to work with you. Vanessa Customer Service The maintenance is super easy with the salt water system and the operation cost is not noticeable in my electric bill. Find the tub to be relaxing and the jets have more than enough

power to soothe my muscles. Would recommend this model to anyone looking! I am glad to hear that you are enjoying your spa. Happy Hot Tubbing! Vanessa Customer Service We get out of the tub and have a thick sticky, oily sheen on our body. Now we cannot use it at all. Four years later and we keep trying and cleaning the tub, the pipes the filter. I would like to help resolve this issue so you can confidently use your spa. I will DM you for more information about your purchase. Thank you for your post and time. I look forward to working with you soon. Vanessa Customer Service Even that one has a problem that they couldnt fix and Ive been stuck with it ever since.

Every time I change water Im forced to open the panel up and release air from the main hose in order to allow the jets to work. Other than that inconvenience the tub functions OK and, until now, I have had no further problems. Recently the tub controls locked up and I couldnt turn it off; flipping the breaker OFF then ON didnt work either. The solution to my problem hold certain buttons down for 3 SECONDS!.a simple fix that could easily have been conveyed to me over the phone when I reported the problem. Disappointed. I am sorry to hear that your spa experience has not been a pleasant one. It sounds like your spa topside was locked. Customer Service is available to help walk our customers through service calls like that. If we are not able to assist we will direct you to your local dealer. The issues that you are concerned about are listed in the owners manual to help the spa owner with spa operation. I hope that helps. Vanessa Customer Service I know this is not Caldera please continue reading. The spa was a lemon. The second month the pump went out the fourth the speakers went out. These problems continued for the entirety of the warranty. Caldera extended the warranty because they did not want to replace the Tub. I was very adamant that the tub should be replaced. Susan at The Pool Guys said that they could not because Caldera would not let them. March of 2019 I received a promotion with my job and moved to Chicago. When we moved to Chicago the same problems continued. The companies name is Turbo Tubs in Naperville IL. The owners name is Jay. They came out to work on the Spa and he said that the motors were cheap and the circuit board was bad. He replaced the parts and now the Spa is working minus the speakers. They replaced the Circuit board with a older model. I asked Jay to come back out to replace the circuit board so that we can have our music with our spa he said hes not coming out anymore to my home for free, though we were paying trips charges.

He told me that he would stand by the product but he will make sure that Turbo Tubs finished out the problems with the Tub. I called yesterday to collect the charges from Turbo Tubs and he said that I would be getting them directly from Caldera. Maryann from Caldera and Jay from Turbo Tubs talked and since David has passed away they said they cant now find the records. Just two days before they both acknowledge that they had it noted in the records. My hot tub is still broken with no speakers but the pumps are working. I am a family that has four kids. My oldest is 17, my middle is 15. We are a modern family. I cant make this kind of stuff up. The reason that I am following up is because an employee passed away and his coworkers are not living what he seemed to stand for. Please help me get to the President and CEO. I am not looking for money I just want to make sure that Maryann and Jay understand that this is horrible business. Case Worker Maryann. Turbo Tub Naperville IL Jay Owner. The Pool Guys Kalamazoo Michigan Susan. We did extend your warranty as a goodwill gesture since you had some manageable repairs. There was no need to replace the spa. In your last call, we extended additional service, David took care of the travel fee and parts. Even though some of these issues are preventable with regular care. We communicated that you are now well out of warranty and we will no longer extend parts and fees. Jay is a great tech and will take good care of you. Vanessa CS Got the past issues resolved and now I left town for a few days only to come home to an empty spa and water all over my patio. I called the new local dealer who was supposed to call me back. Its been three days and nothing. I posted on Facebook and a CSR responded and said she wanted to help. still nothing since. Same issue I had before when I had problems. Horrible Company to deal with. Quick to take your money and supply a crappy product. No response when there is a problem.

They got my money and don't seem to care about me now. I see that we have worked together before. I am sorry that your spa is now leaking, that is not ok. I have been in touch with the dealer and they are making arrangements to make the more than 2 hr trip to your home, for service. It is not fun coming home to a drained spa and I understand your frustration. Thank you for allowing us to take the time needed to coordinate service. I am sure your spa will be back in working order shortly.

Vanessa Customer Service I own a 2017 Caldera Marino Hot tub. I am from Saskatchewan Canada and this winter my hot tub froze up. As we had a very cold winter each night, I would go out to make sure my hot tub was running. And the night I didn't, for some reason the breaker tripped and all my lines froze up in tub. I emailed Watkins and they told me they would forward my complaint and then never heard anything back. So this spring when everything thawed, started up my tub, and was very lucky nothing was damaged. It runs an hour, and blows main house breaker. So had a techie come out, and replace circuit board, and top front. And when I had come home from work, I found my tub quit again and blew main breaker again. So contacted the business where I purchased tub. Haven't heard a word, and waiting now for my electrician to recheck wiring. All pumps and jets work, but when it's heating it blows main house breaker. What frustrates me more is, this tub is on warranty and why is it that the business seems to blame consumer that it was something you did wrong. It's close to 4 months now and my tub is still not running. I am very frustrated and just want a different tub. Our spas are being used in many cold environments and I can understand your frustration with it freezing. I am glad to hear that survived the thaw. However, not sure what the current issue is but I would like to know more to see how I can help. I will send you a message for more info.

Thank you for your post and I look forward in working with you soon. Vanessa Customer Service Especially with today's culture, it seems everywhere you go it's about how much somebody can sell you, a lack of knowledge and truly providing an uplifting experience. To be fair, when we walked in we had already done our research and were pretty clear on what we wanted for our family. Carol met us with such a warm personality, uplifting and truly cared if we were having a wonderful day. Expecting the normal sales approach, we explained what we were looking for, and she had no issues finding what we wanted on our terms. The reason we chose Caldera Spas was because of the longevity, reputation and quality. Carol knew every hot tub inside and out, Caldera or otherwise, she knew the warranty and even with an obscure electrical connection issue, she found the answer which was a change in the latest version and was not documented, but she did not only just find the answer, I can't stress enough how much she CARED about finding, learning and knowing the answer for future questions. We had checked with a few other places before, only to be met by pushy, stubborn individuals that didn't even know their own product, Carol and from what we can tell everybody at Caldera are on their A game. Even though we chose a model that was 240v, it comes built in with options for 30 and 50 amp service so it fit our existing house electricals which has Solar, electric stove and Forced air and they have one of the largest selections of 120v spas. I really can't say enough good about our experience and I sincerely appreciate the amazing compassion, salesmanship, knowledge and quality! Having support like that makes for many years of Happy Hot Tubbing. Thank you for a fantastic review. Vanessa Customer Service Companies pay us to be accredited or when you click a link, call a number or fill a form on our site. Our content is intended to be used for general information purposes only.

It is very important to do your own analysis before making any investment based on your own personal circumstances and consult with your own investment, financial, tax and legal advisers. All Rights Reserved. The contents of this site may not be republished, reprinted, rewritten or recirculated without written permission. [Contact Us](#) [Learn More](#) [Terms of Use](#) [Privacy Policy](#) [CA Privacy Notice](#). If the spa is being used over an extended period or time, such as a whole afternoon or evening, additional sanitizer will be needed. A weekly "shock treatment" is required. The shock treatment quickly destroys any remaining contaminants while revitalizing the silver cartridge, allowing the silver ions to continue to be released into the water. Without this weekly shock

treatment, the silver cartridge may stop releasing silver ions into the water. To weekly "shock treat" your spa you may use either MPS or sodium dichlor. It will require much less sodium dichlor to administer the shock treatment than MPS 1 teaspoon of sodium dichlor has oxidizing capabilities comparable to 2 tablespoons of MPS. Sodium dichlor may be a more appropriate weekly shock for those users that experience heavy bather load conditions. IMPORTANT NOTE MPS is an oxidizer, not a sanitizer. After refilling the spa with water, balance the Total Alkalinity TA, Calcium Hardness CH and pH to the recommended levels. Shock the spa by adding sodium dichlor. If you have previously used any of these products in the It is also recommended that the filters be cleaned with a filter cleaner before the Monarch cartridge is installed. Review the shell and filter cleaning procedures. It is recommended to clean the filter each time you replace the Monarch cartridge. I just bought a used Caldera Spa Kauai. I had an electrician hook it up, and it fired up on the first try. The jets turned on and I set the temp to 104. After about 10 mins, the spa shut off and started blinking 4 dashed lines.

<https://www.informaquiz.it/petrgenis1604790/status/flotaganis21032022-1416>